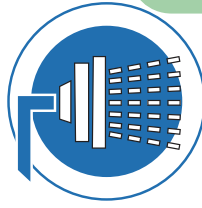


### Features and Benefits

- State of art progressive filtration
- High volume of Matala® filter media  
**Aqua2use® GWDD**: 30 litres (8 gallons) or  
**Aqua2use® UG GWDD**: 60 litres (16 gallons)
- Cross-flow depth filtration: Each filter web has a 3-dimensional structure, able to trap a high volume of impurities without clogging.

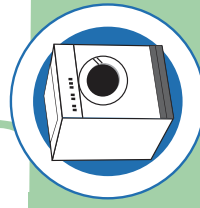
- Multichamber plug flow concept: If the first filter web gets clogged, the filtration is done by the second and third filter webs. If the second filter web gets clogged, the filtration is done by the third filter web.
- Submersible pump with integrated Electronic Pump Controller (EPC).
- Durability: The pump is protected from dry run, clogging and other damage.

- Built-in overflow safety.
- Easy to clean.
- Flexible installation: Systems can be installed above ground, half-submerged in the ground, or underground.
- WaterMark approved.



#### Step 1: Collect

The Aqua2use®GWDD diverts water from the laundry, bath and shower.



#### Step 2: Filter


Aqua2use®GWDD's state of art filter mats offer the best filtration available for greywater.



#### Step 3: Flourish

The subsurface dripline system delivers a slow and precise application of greywater throughout the garden.


*Consult an irrigation specialist for the dripline systems available in your market*




# MATALA® PROGRESSIVE FILTRATION TECHNOLOGY APPLIED IN GREYWATER DIVERTER



The pictures attest to the high filtration efficiency achieved with the progressive density Matala® filter pads. The filter can hold a huge volume of hair, lint, sand, soap residue, and other particles.



Unit tested in a caravan park, Australia: Matala® Greywater Diverter checked after filtering 40,000L (10,810 gallons) of incoming greywater. This system was used with the public shower rooms and laundry facilities.



## This is how Aqua2use® Greywater Diverter works:

**Step 1:** When the diverting valve's arrow points away from the Matala® filter, greywater flows directly to the main sewage.

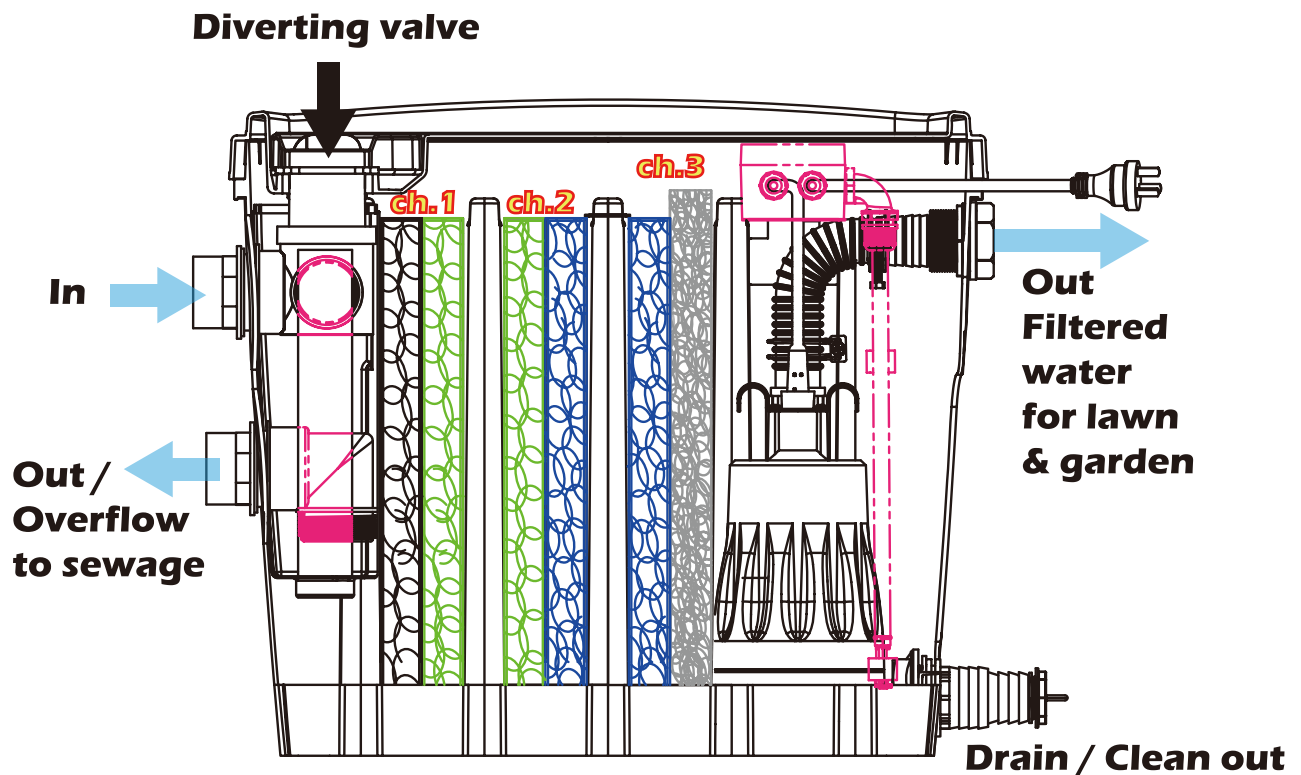
**Step 2:** When the diverting valve's arrow points towards the Matala® filter, greywater from the house is diverted to the inlet of the filter.

**Step 3:** The greywater flows through the first Matala® progressive filtration chamber (ch. 1), where major and medium particles (such as hair, lint, paper, detergent, and other impurities) are retained. Matala® black (low density) and Matala® green (medium density) filter pads are used.

**Step 4:** The greywater flows through the second Matala® progressive filtration chamber (ch. 2), where medium and small particles are retained. Matala® green (medium density) and Matala® blue (high density) filter pads are used.

**Step 5:** The greywater flows through the third Matala® progressive filtration chamber (ch. 3), where small and minor particles are retained. Matala® blue (high density) and Matala® grey (super high density) filter pads are used.

**Step 6:** Filtered greywater is pumped to the irrigation system.



**Aqua2use® Greywater Diverter**

*A simple and easy way to keep your garden green all year round.*



**Aqua2use® GWDD**


Dimensions: 59(L) x 37(W) x 51(H) cm  
23(L) x 15(W) x 20(H) inches



**Aqua2use® UG GWDD**

Dimensions: 80(L) x 60(W) x 66(H) cm  
32(L) x 24(W) x 26(H) inches

**DISTRIBUTED BY**



**Aqua2use®**  
"The Answer for Greywater Reuse"

Matala Water Technology Co., Ltd. 121 Tzu Li 2St., Wu Chi Town, Taichung 435, Taiwan  
Phone: +886(0)42630 4015 Fax: +886(0)42630 4067 [www.aqua2use.com](http://www.aqua2use.com) [info@agua2use.com](mailto:info@agua2use.com)